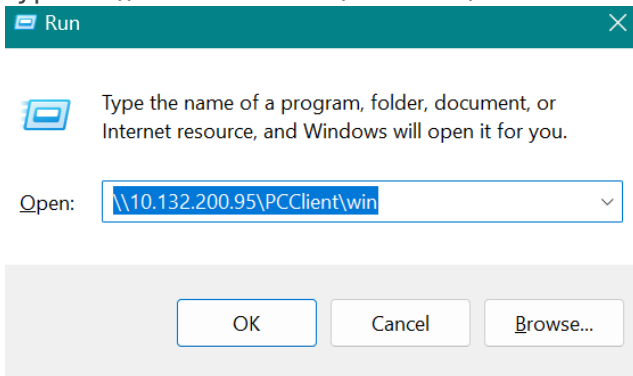
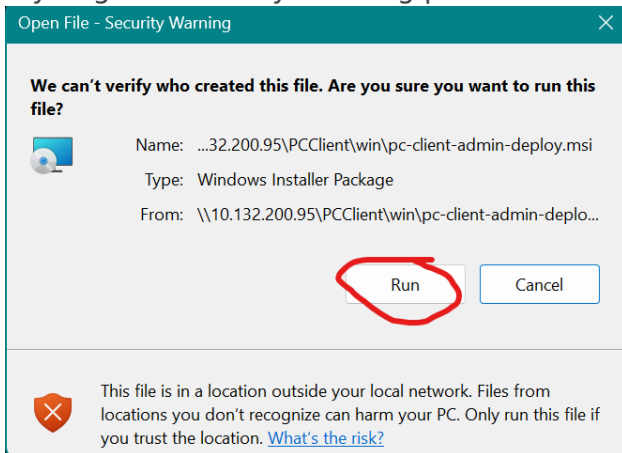


Installing Papercut Client Windows

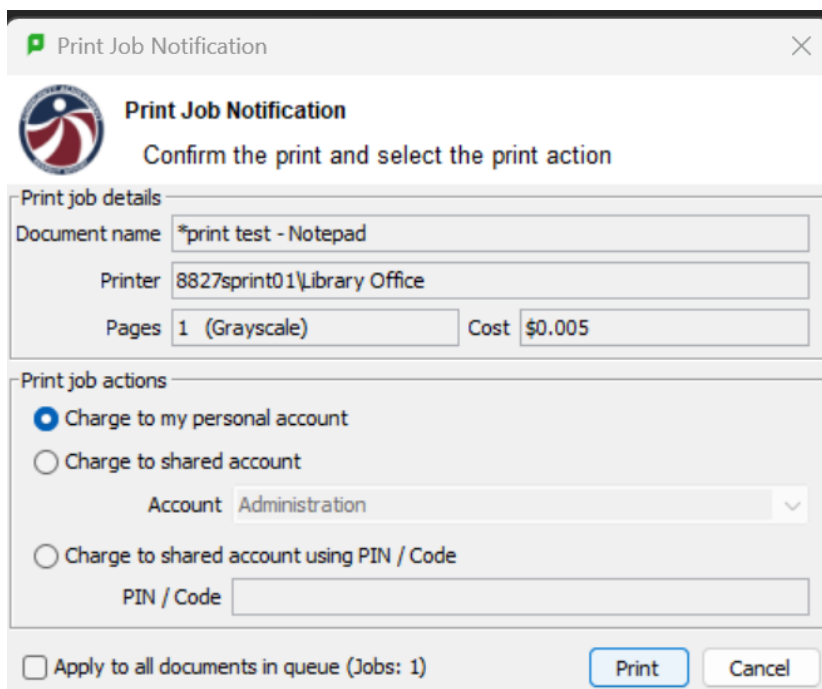
1. Open run WinKey+R
2. type in \\10.132.200.95\PCClient\win



3. find pc-client-admin-deploy.msi then double click to run the installer
if you get a Security Warning please click run



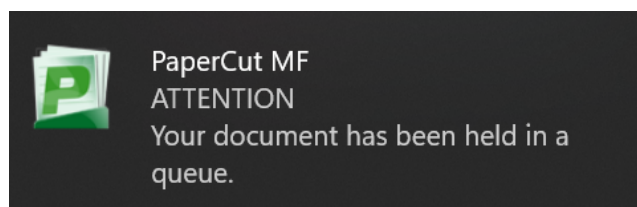
4. If you get a UAC message, click on yes
5. once the install is complete you will be able to select the account to charge when printing a document



The image shows a 'Print Job Notification' dialog box. At the top, it has a title bar with a green icon and the text 'Print Job Notification' and a close button. Below the title bar is a logo on the left and the text 'Print Job Notification' and 'Confirm the print and select the print action'. The dialog is divided into two main sections: 'Print job details' and 'Print job actions'. The 'Print job details' section contains three fields: 'Document name' with the value '*print test - Notepad', 'Printer' with the value '8827sprint01\Library Office', and 'Pages' with the value '1 (Grayscale)' and 'Cost' with the value '\$0.005'. The 'Print job actions' section contains three radio button options: 'Charge to my personal account' (which is selected), 'Charge to shared account', and 'Charge to shared account using PIN / Code'. Below the 'Charge to shared account' option is a dropdown menu labeled 'Account' with the value 'Administration'. Below the 'Charge to shared account using PIN / Code' option is a text field labeled 'PIN / Code'. At the bottom of the dialog, there is a checkbox labeled 'Apply to all documents in queue (Jobs: 1)' and two buttons: 'Print' and 'Cancel'.

This is useful when printing to a desktop printer instead of a multi-function device (MFD). With an MFD, you can use PaperCut to select an account and release the print job directly from the device.

When printing to the 8827-Follow-Me print queue, you can also use the PaperCut client to select the account to charge. However, this does not release the print job; you will still need to go to the MFD to release it.



Revision #5

Created 7 November 2024 03:13:03 by Dean Radford

Updated 7 November 2024 03:30:08 by Dean Radford