

Prepare for Zscaler



Background:

Proxies are a way to tell your computer where the internet is, provide content filtering and more. They have been used in schools for many decades, but in ~2020 the Department of Education decided to move away from the proxy model to a direct internet service model (Zscaler). This means the responsibility of internet filtering will be moved away from school systems to the DE instead, with increased internet speed and performance.

Actions Required:

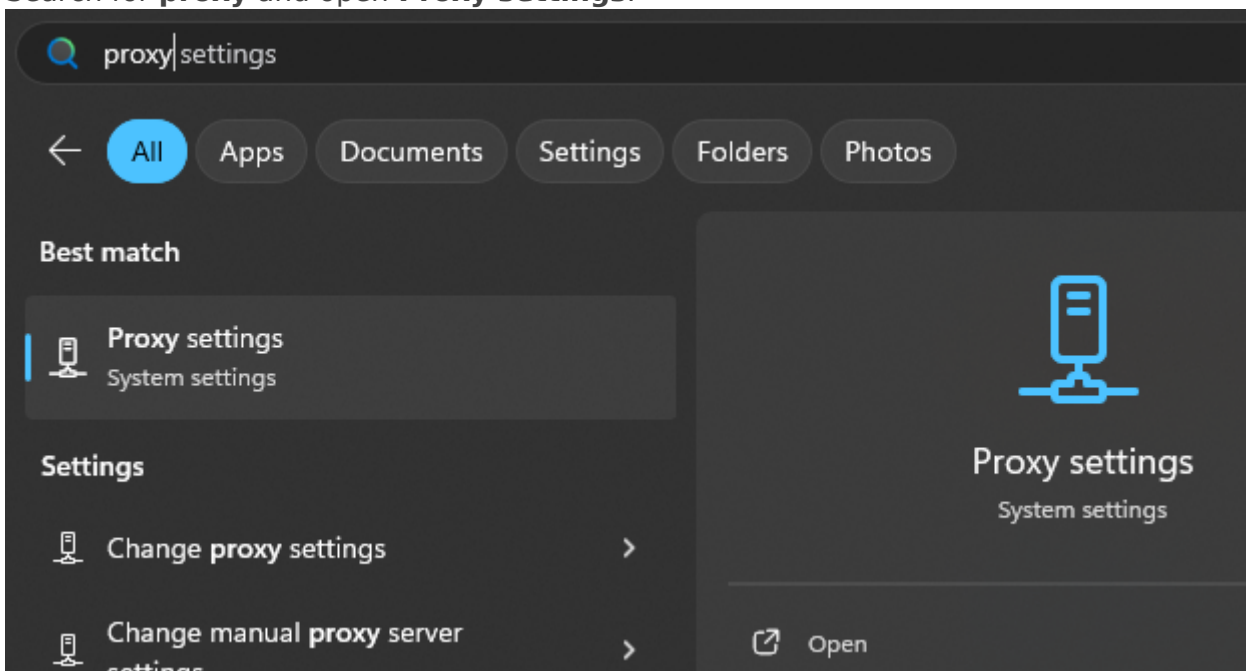
If your device has **proxy settings** configured manually, they will need to be **removed**.

After completing this action, you will have student access / filtering until after the school migrates to Zscaler.

Windows

Open the **start menu**. 

Search for **proxy** and open **Proxy settings**.



Ensure that **automatically detect settings** is set to **ON**.

Network & internet > Proxy

Use a proxy server for Ethernet or WiFi connections. These settings don't apply to VPN connections.

Automatic proxy setup

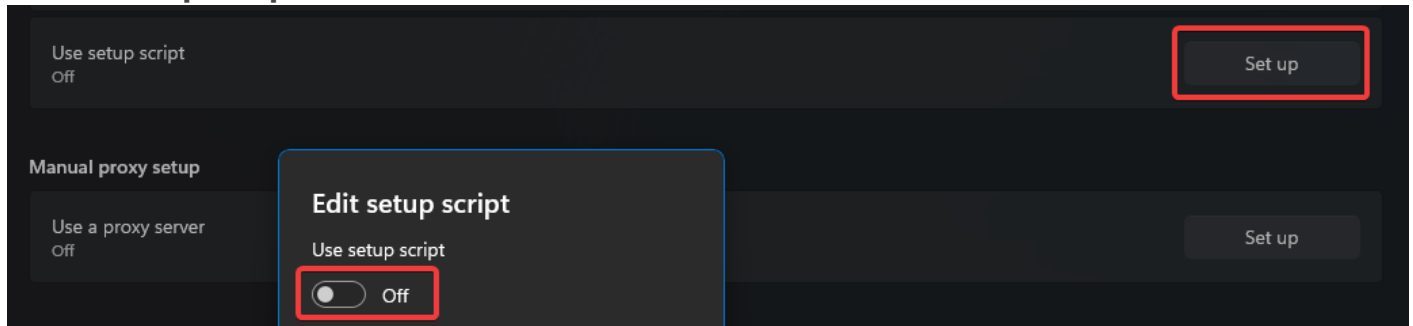
Automatically detect settings

On

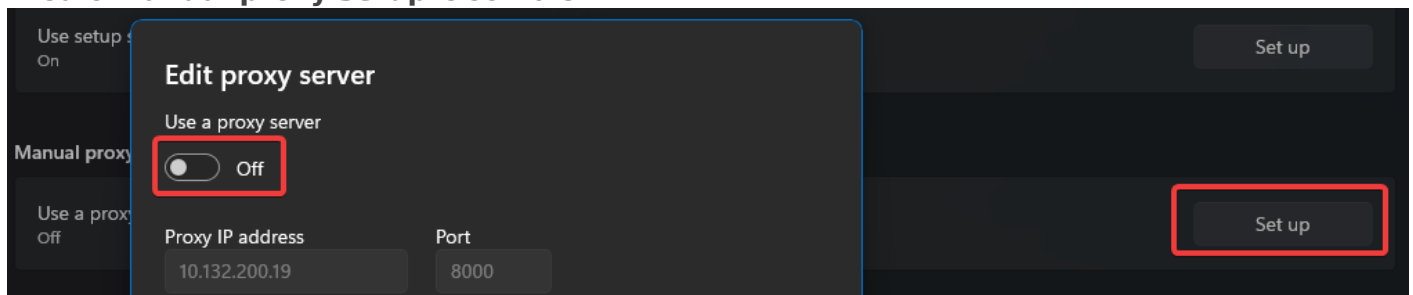
Use setup script
On

Edit

Ensure **setup script** is set to **OFF**.



Ensure **manual proxy setup** is set to **OFF**.



Revision #4

Created 2024-09-19 23:18:39 UTC

Updated 2025-08-06 05:44:46 UTC